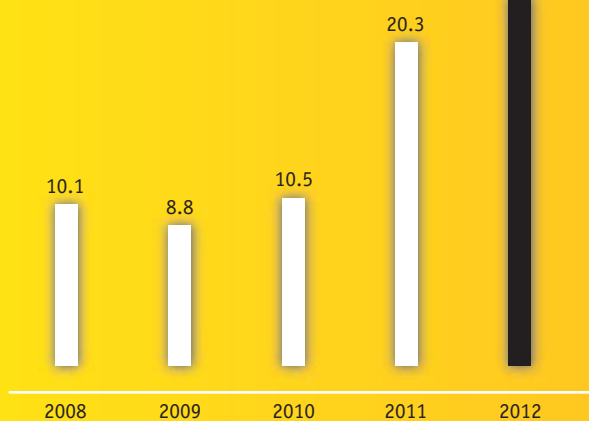


# Record performance

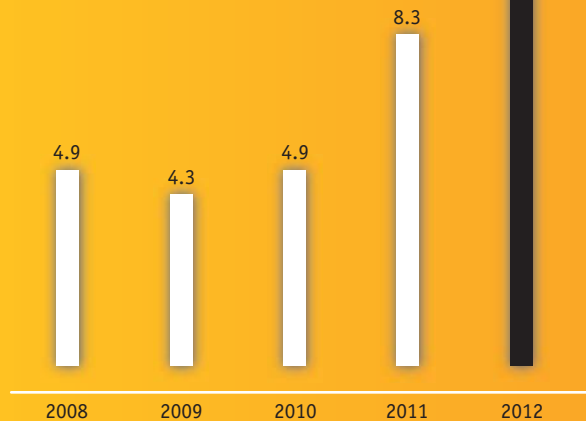
**Total operating revenues (US\$ bln)**  
Actual

**US\$ 23.1bln**



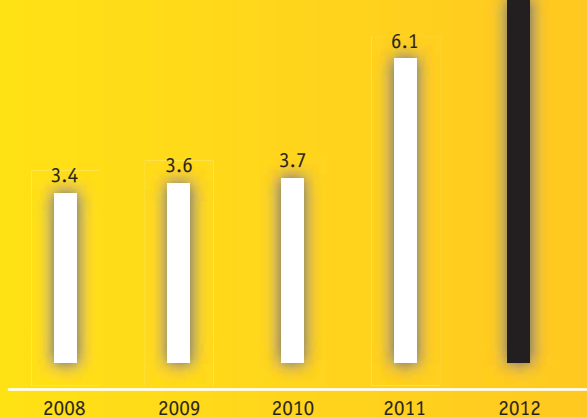
**EBITDA (US\$ bln)**  
Actual

**US\$ 9.8bln**



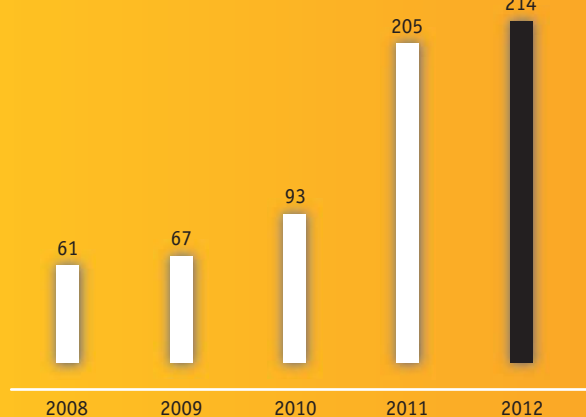
**Net cash from operating activities (US\$ bln)**  
Actual

**US\$ 7.3bln**



**Mobile subscribers (millions)**

**214mln**



Note: 2008 figures are based on US GAAP, while 2009, 2010, 2011 and 2012 are based on IFRS